



ORAL SURGERY  
ORAL MEDICINE  
ORAL PATHOLOGY  
ORAL RADIOLOGY

CONTENTS



---

EDITORIAL

- Can Artificial Intelligence (AI) assist in the diagnosis of oral mucosal lesions and/or oral cancer?.** Antonia Kolokythas, DDS, MSc, MSed, FACS, Rochester, USA **413**

---

CLINICOPATHOLOGIC CONFERENCE

-  **Ulcerative lesion on lower lip.** Hélder Domiciano Dantas Martins, MSc, Quemuel Pereira da Silva, Luiz Felipe Fernandes Gonçalves, MSc, Augusto Cesar Leal da Silva Leonel, MS, Danyel Elias da Cruz Perez, PhD, and Paulo Rogério Ferreti Bonan, PhD, Natal, João Pessoa, and Recife, Brazil **415**
-  **An asymptomatic swelling of the hard palatal mucosa.** Richard J. Vargo, DMD, Katherine J. Robbins, MD, and Daniel C. Stoeckel, DDS, St. Louis, USA **420**

---

ORAL SURGERY

- Three-dimensional palatal morphology and upper arch changes following nonsurgical and surgical maxillary expansion in adults.** Gökhan Türker, DDS, MDS, Gökhan Çoban, DDS, MDS, Alara Ünal Bayraktar, DDS, Gökmen Kurt, DDS, PhD, Erdem Kılıç, DDS, PhD, and Alper Alkan, DDS, PhD, Mersin, Kayseri, and İstanbul, Turkey **425**
- Clinical and radiographic assessment and restoration of maxillary sinus function in relation to oro-antral fistula closure: a systematic review.** Garmon Bell, MSc, FDSRCS, FFDRCSI, Laura Howard, MJDF, RCS, and Thomas Lamont, PhD, FDSRCPs, Dumfries, and Dundee, Scotland, and Dublin, Ireland **432**
- Parotid fistula and/or salivary collection: an underrecognized and underreported preventable complication following surgery for oral cancer.** B. Gurukeerthi, MS, Shivakumar Thiagarajan, MS, DNB, Nithyanand Chidambaranathan, MS, MCh, and Devendra Chaukar, MS, DNB, Mumbai, India **442**

**On the Cover: Shear Wave Elastography in the Evaluation of TMJ Disk Stiffness in Patients with Bruxism. Images from the article beginning on page 492.**

**Publication information:** *Oral Surgery, Oral Medicine, Oral Pathology, Oral Radiology* (ISSN: 2212-4403) is published monthly by Elsevier Inc., 230 Park Avenue, Suite 800, New York, NY 10169. Business Office: 1600 John F. Kennedy Blvd., Suite 1800, Philadelphia, PA 19103-2899. Editorial Office: 3251 Riverport Lane, Maryland Heights, MO 63043. Customer Service (orders, claims, online, change of address): Elsevier Health Division, Subscription Customer Service, 3251 Riverport Lane, Maryland Heights, MO 63043. Periodicals postage paid at New York, NY and additional mailing offices.

**USA POSTMASTER:** Send address changes to *Oral Surgery, Oral Medicine, Oral Pathology, Oral Radiology*, Elsevier Customer Service Department, 3251 Riverport Lane, Maryland Heights, MO 63043 USA.

**Tranexamic acid integrated into platelet-rich fibrin produces a robust and resilient antihemorrhagic biological agent: a human cohort study.** Ran Asher, DMD, Ferdman Oren, DMD, Tamari Meir, DMD, Lior Shapira, DMD, PhD, Rawi Assad, dmd and David Polak, DMD, PhD, Jerusalem, Israel

449

*Online only article*

**Biomechanical analysis of a temporomandibular joint prosthesis for lateral pterygoid muscle reattachment.** Ruoyi Ding, DDS, Jiangshan Hua, DDS, Haiyi Qin, MS, and Dongmei He, DDS, MD, Shanghai, China

e245


---

**ORAL MEDICINE**

**Characteristics and prevalence of orofacial pain as an initial symptom of oral and oropharyngeal cancer and its impact on the patient's functionality and quality of life.** Rita de Cassia Bonato Vilarim, DDS, MSc, Marcos Roberto Tavares, MD, PhD, Silvia Regina Dowgan Tesseroli de Siqueira, PhD, DDS, Sumatra Melo da Costa Pereira Jales, PhD, DDS, Gilberto Guanaes Simões Formigoni, MD, PhD, Manoel Jacobsen Teixeira, PhD, MD, and José Tadeu Tesseroli de Siqueira, DDS, PhD, São Paulo, Brazil

457

*Online only article*

 **Rare mucocutaneous manifestations of ulcerative colitis: A case report of pyostomatitis vegetans and Sweet syndrome.** Xiamei Zeng, MDS, Hong Hua, DDS, and Xiaosheng Hu, DDS, Beijing, and Xiamen, China

e256

---

**ORAL AND MAXILLOFACIAL PATHOLOGY**


**Reappraisal of tubulopapillary hidradenoma-like tumor of the mandible: Suggested change in nomenclature to reflect tumor origin.** Kyu-Young Oh, DDS, PhD, Sung-Dae Cho, DVM, PhD, Seong-Doo Hong, DDS, PhD, Jae-II Lee, DDS, PhD, and Hye-Jung Yoon, DDS, PhD, Seoul, Republic of Korea

465


*Online only article*

**First cases of oligodontia as a manifestation of the Zika virus congenital syndrome.** Carla Cristina Gonçalves da Costa, Verônica Oliveira Dias, Daniella Reis Barbosa Martelli, Nádia Carolina Teixeira Marques, Ricardo D. Coletta, and Hercílio Martelli Júnior, Minas Gerais, and Piracicaba, Brazil

e261

 **Oral verruciform hyperkeratotic lesions indicating the presence of plantar or palmoplantar keratodermas.** Ioannis G. Koutlas, DDS, MS, and Prokopios P. Argyris, DDS, MS, PhD, Minneapolis, USA

e267

 **Metastatic oncocytic adrenocortical carcinoma of mandible: an extraordinarily rare occurrence.** Vivek Nayyar, MDS, Ajoy Roychoudhury, MDS, Ashu Seith Bhalla, MD, and Deepika Mishra, MDS, New Delhi, India

e277

---

**ORAL AND MAXILLOFACIAL RADIOLOGY**

**Computed tomographic imaging features of maxillary and mandibular melanotic neuroectodermal tumor of infancy: Report of 2 cases and systematic review.** Daria Vasilyeva, DDS, Elizabeth Philipone, DMD, Susanne E. Perschbacher, DDS, MSc, and King Chong Chan, DMD, MSc, New York, US, Toronto, Canada, and New York, USA


470

**Differential diagnostic value of tumor morphology, long/short diameter ratio, and ultrasound gray-scale ratio for 3 parotid neoplasms.** Feifei Xia, SM, Wenjuan Qin, SM, Jia Feng, SM, Xuyang Zhou, SM, Ercan Sun, SM, Jiang Xu, SM, and Changxue Li, SM, China **484**

**The usefulness of quantitatively assessing temporomandibular joint disk stiffness with shear wave elastography in adolescents with bruxism.** Mehmet Ozturk, MD, Emire Aybüke Erdur, MD, Nurullah Dağ, MD, and Ömer Erdur, MD, Konya, and Malatya, Turkey **492**

#### AUTHOR INSTRUCTIONS

Instructions for authors are available on the journal's website at <http://www.elsevier.com/journals/oral-surgery-oral-medicine-oral-pathology-and-oral-radiology/2212-4403/guide-for-authors>

 We are pleased to offer Virtual Microscope slides with selected articles. Articles containing Virtual Microscope slides are highlighted by the microscope icon, and can be viewed on the journal's website at [www.oooojournal.net](http://www.oooojournal.net) or on Science Direct at [www.sciencedirect.com](http://www.sciencedirect.com).